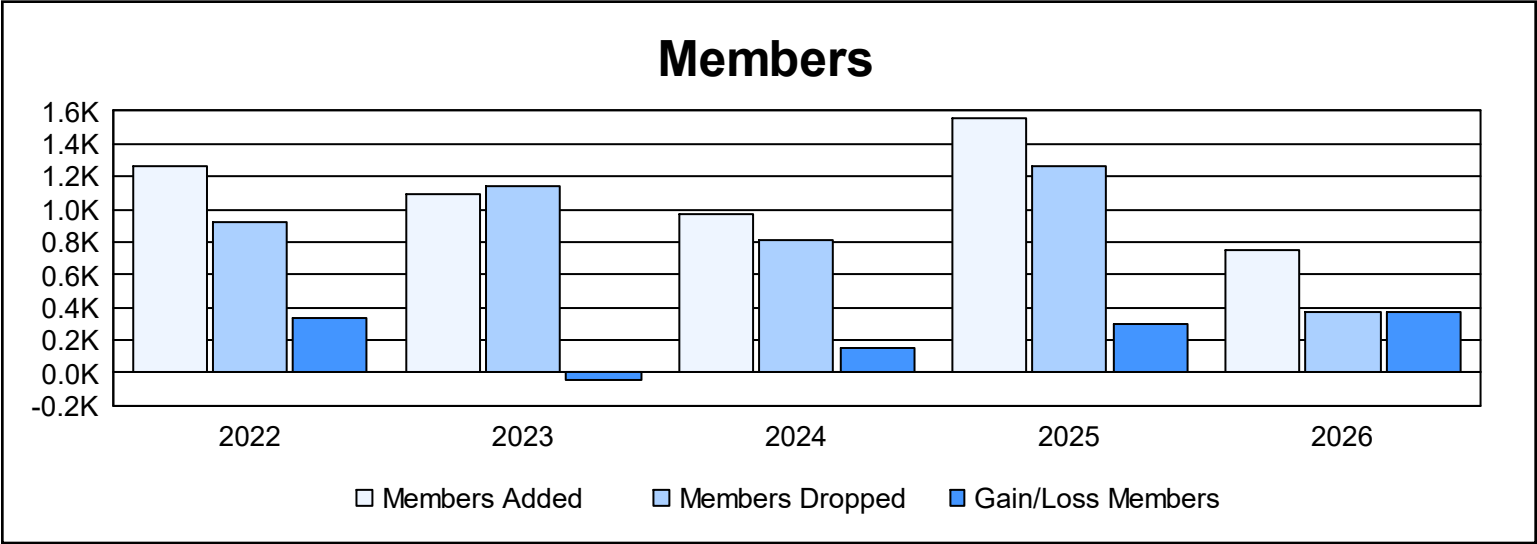
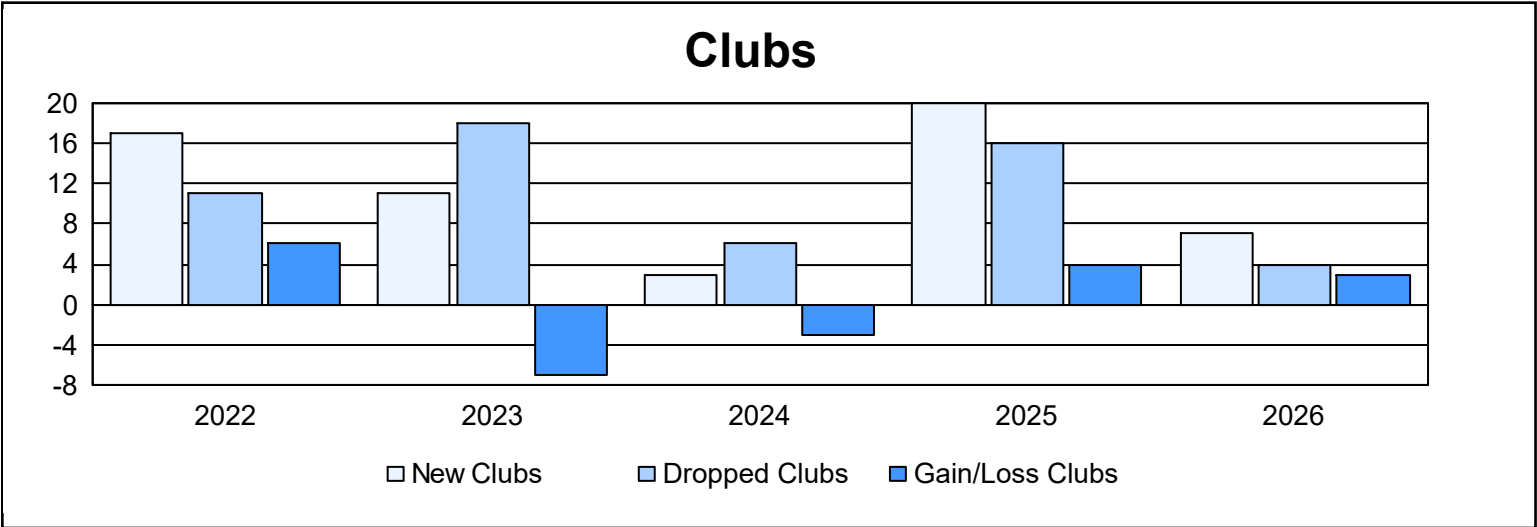
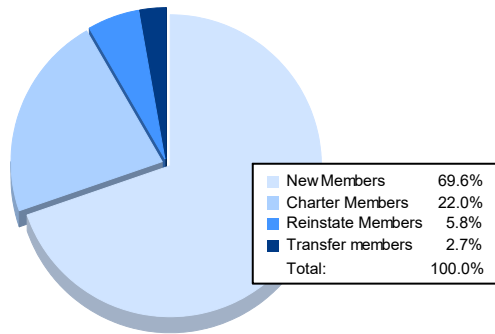


| Year | New Clubs | Dropped Clubs | Gain/ Loss Clubs | New Members | Charter Members | Reinstate Members | Transfer Members | Total Member Added | Total Members Dropped | Gain/ Loss Members |
|-----------|-----------|---------------|------------------|-------------|-----------------|-------------------|------------------|--------------------|-----------------------|--------------------|
| 2021-2022 | 17 | 11 | 6 | 738 | 467 | 44 | 10 | 1,259 | 923 | 336 |
| 2022-2023 | 11 | 18 | -7 | 662 | 369 | 60 | 6 | 1,097 | 1,142 | -45 |
| 2023-2024 | 3 | 6 | -3 | 704 | 128 | 120 | 16 | 968 | 812 | 156 |
| 2024-2025 | 20 | 16 | 4 | 826 | 528 | 191 | 14 | 1,559 | 1,264 | 295 |
| 2025-2026 | 7 | 4 | 3 | 520 | 164 | 43 | 20 | 747 | 375 | 372 |
| Average | 12 | 11 | 1 | 690 | 331 | 92 | 13 | 1,126 | 903 | 223 |



Membership Composition

December 2025 Cumulative



Gender Composition

December 2025 Cumulative

